



ELDVARM



# INDEX

<b>THIS IS ELDVARM</b>	<b>1</b>
<b>OUR LOVE FOR NATURE</b>	<b>3</b>
<b>OUR PRODUCTION &amp; MATERIALS</b>	<b>4</b>
<i>The Brush</i>	<b>5</b>
<i>The Wood</i>	<b>5</b>
<i>The Metal</i>	<b>6</b>
<i>The Details</i>	<b>6</b>
<i>The Leather</i>	<b>7</b>
<b>OUR DESIGN</b>	<b>8</b>
<b>EMMA SERIES</b>	
<i>Companion Set</i>	<b>12</b>
<i>Tools</i>	<b>14</b>
<i>Wall</i>	<b>16</b>
<i>Basket</i>	<b>18</b>
<i>Lantern</i>	<b>21</b>
<i>Screen</i>	<b>22</b>

<b>NINNE SERIES</b>	
<i>Bench</i>	<b>24</b>
<i>Bench - Outdoor</i>	<b>27</b>
<b>COLOUR SERIES</b>	
<i>Blanc</i>	<b>30</b>
<i>Cinq</i>	<b>32</b>
<i>Classique</i>	<b>34</b>
<i>Forêt</i>	<b>36</b>
<i>Havane</i>	<b>38</b>
<i>Lichen</i>	<b>40</b>
<i>Naturel</i>	<b>42</b>
<i>Noir</i>	<b>44</b>
<i>Paris</i>	<b>46</b>
<b>COLOUR CHART</b>	<b>49</b>
<b>OUR PURPOSE</b>	<b>50</b>

**CONTACT**  
info@eldvarm.com

**PHOTOGRAPHY**  
Helen Pe  
Anne Soulier  
Marion Leflour  
Andy Liffner  
Nomades Studio  
Nina Holst  
Josephine Piehl  
Maria Laitinen

**STYLIST**  
Helena Ullstrand

**COPY**  
Michaela Piehl  
Louise Varre  
Tori Sharp

**PRINTER**  
Digital version only

**DATE**  
September 2021

Please note that the materials shown here may vary slightly in appearance to the ones delivered, as they are natural products.

Eldvarm continuously improves its products and reserves the right to change, without notice, the products and their features at any time.

Eldvarm assumes no responsibility for any printed errors.

*This is a fully digital catalogue.*

*You can navigate within the document using links.*

*The index above is clickable, taking you directly to the relevant page in this PDF.*

*Any underlined text is a link to a webpage.*



*The Home button takes you back to this index.*



*The Web button also takes you to the relevant page on our website for more detailed information about the product family or colour series.*





# THIS IS ELDVARM

Eldvarm aspires to create homeware collectibles that are generous in their materials, honest in their design and respectful in their production. All our creations are strongly rooted in our core elements: love, generosity, vulnerability and beauty.

When Louise Varre founded Eldvarm in 2014, she wanted to do more than create beautiful, functional fireplace accessories: she wanted to bring people together around the fire.

We believe that there is a special magic that happens when people experience meaningful connections and so we want to contribute to a kinder, more loving world by nurturing these moments of belonging – by the fire and beyond.







## OUR LOVE FOR NATURE

Scandinavia is home to a small population living on a huge land mass, we're surrounded by so much pristine untouched nature. We have the freedom to walk anywhere in nature, even if it is privately owned and we can even camp for a night or two. With this right, called "allemansrätten" in Swedish, comes responsibilities. We have an obligation to leave the environment as we found it, to not litter, to not damage wildlife or crops. Children in Scandinavia are taught from a very young age about this responsibility to nature, to leave it undisturbed, to keep it clean and beautiful.

These Scandinavian values of honouring and respecting nature run through our design and company. We find inspiration in nature and its beauty, and we respect nature throughout our production process. We use materials that will last over time, ones that withstand wear and tear because we believe that sustainability is also about durability.





# OUR PRODUCTION & MATERIALS

All of our products are crafted by highly skilled professionals in a number of carefully selected production facilities in Europe that share our values of honesty, sustainability and supreme craftsmanship. We strive to create beautiful products that respect nature throughout the production process. We use ethically sourced, natural materials of the highest quality.

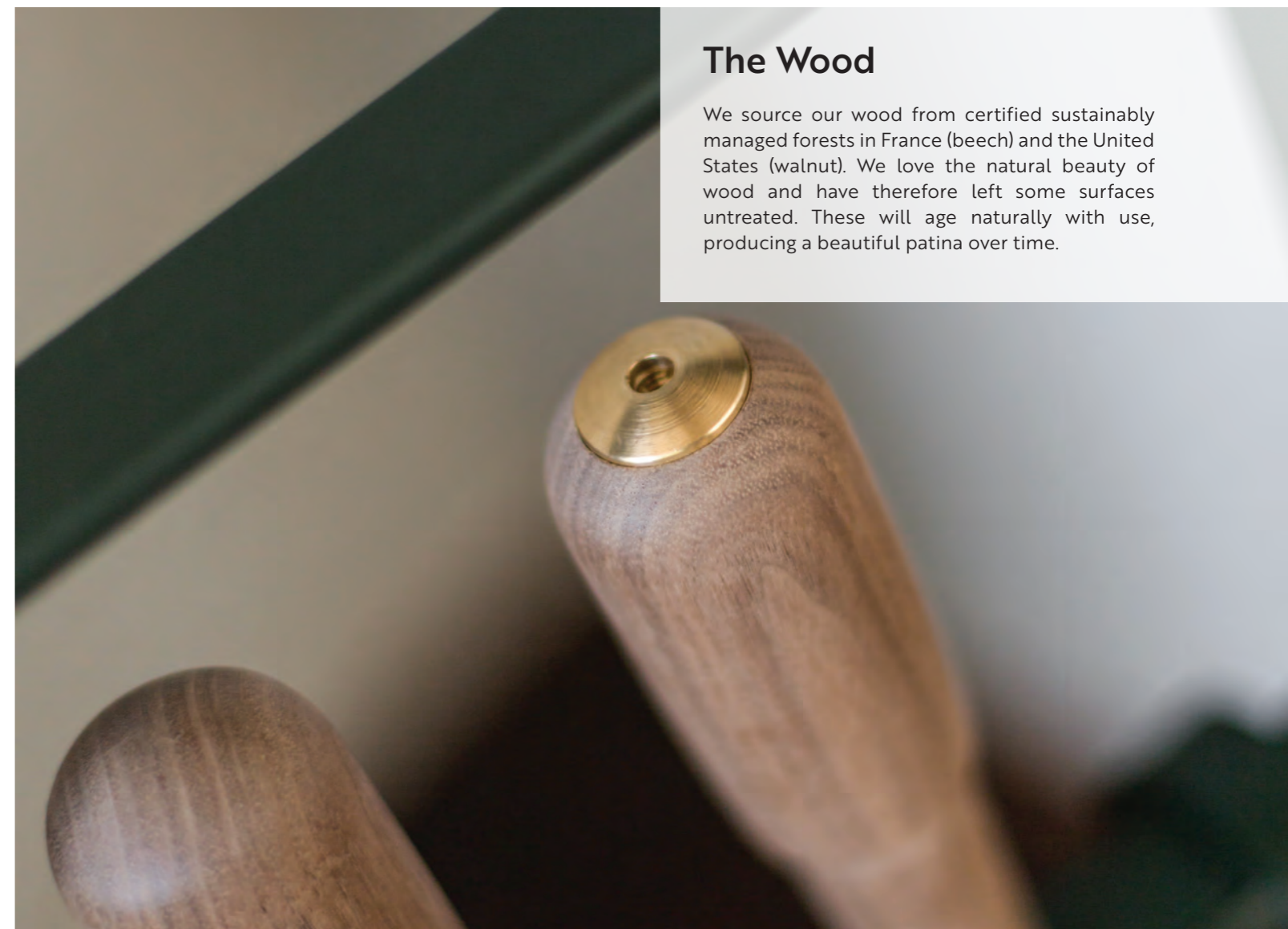
One of our efforts is to produce as little waste as possible. Leather is normally a product where there is a lot of waste, due to its irregular shape as well as damages. We use a computer programme that calculates the best way to cut the leather so that there is as little waste as possible. Both leather and wood, being natural materials, have so-called “defects”. At Eldvarm, we think that these imperfections tell a story and give interesting details to the product.

We have also taken into consideration the impact that the environment has on our products and we pride ourselves on creating durable products. We encourage our customers to embrace the change as the tools show signs of usage, as the products take on a natural sheen, as they begin to mold into the hands that hold them as they begin to show their stories by the fire.



## The Brush

Our brushes are produced on traditional machines at a third-generation family business, Brosserie Julio in Nantes, France where they have been making brushes since 1947. Most brushes for fireplaces use synthetic fibre, while ours are 100% natural. The bristles are a unique blend of horse hair, the traditional material for fireplace accessories, and Tampico from the Agave cactus. Together they ensure that the brush not only looks good, but will last over time.



## The Wood

We source our wood from certified sustainably managed forests in France (beech) and the United States (walnut). We love the natural beauty of wood and have therefore left some surfaces untreated. These will age naturally with use, producing a beautiful patina over time.





## The Metal

When tending a fire you really only have the option of working with metal. We use steel as it is a great material in terms of durability, and also one that can be recycled very well. Our metal is powder-coated, and the coating we use is free of any toxins or harmful substances for minimum environmental impact. As of September 2020, we also have fireplace tools available in stainless steel.


## The Details

All metal screws and small details are custom-made, in either solid brass, black anodised aluminium or brushed stainless steel. We believe this adds refined elegance to the products.



## The Leather

We use vegetable-tanned leather, which is certified organic and free from chrome or other harmful chemicals. This ancient technique produces a leather that has natural variations in colour. The leather, especially lighter tones, will darken over time and obtain that much wanted patina of used leather.





# OUR DESIGN

Our design is built on the Scandinavian values of elegance and simplicity, combined with a sophisticated and modern international touch.

Eldvarm's mission is to make products that hold their own (we believe an empty wood basket should be as beautiful to look at as a filled one), that are highly functional (we are convinced we have the best designed fire tool set on the market) and that are long lasting.

All the products in this current catalogue were created and developed in close collaboration between the celebrated Swedish designer, Emma Olbers and Eldvarm founder and CEO, Louise Varre.



## About our designer

[Emma Olbers](#) prides herself on being "a furniture designer with an eco heart", making her a natural fit for Eldvarm. Her goal, since she began designing some 20 years ago, has always been to design quality products that are sustainable. For Olbers, products should be made from natural materials, be carefully produced and last for a long time.

Born on a farm on the west coast of Sweden in 1972, Olbers is a graduate of Beckmans College of Design in Stockholm, as well as the Sustainable Fashion Academy. She opened her own studio in 1999, and over the years she has collaborated with a number of different furniture producers, from huge brands including Ikea to small start-ups. Olbers has won many awards for her designs, including Sustainability Designer of the Year - Residence Magazine 2018, Designer of the Year - RUM Design 2019, and Designer of the Year - ELLE Deco 2020.



*We share a love for beautifully designed products that are functional and respect nature.*



PRODUCT  
FAMILIES

  
ELDVARM







Cinq



Classique



Havane

## EMMA COMPANION SET

Functional and beautiful, this is the ultimate set of fire tools. Each tool has its own dimensions, but is part of a coherent fire tool set that is a pleasure to use, will last for a long time and looks stunning next to any fireplace. Usually, a set has four equally long tools, where the poker is the perfect length, but the shovel is impossible to use because the handle is too long, the blade too small, and you end up with ashes everywhere. We took each tool, considered the job it had to do, and designed it accordingly.

### Available in

Blanc  
Cinq  
Classique  
Forêt  
Havane  
Lichen  
Naturel  
Noir  
Paris

### Dimensions

W: 24 cm  
D: 19 cm  
H: 73 cm

### Weight

4.7 kg



Naturel



# EMMA TOOLS



## Shovel & Brush

Our special blend for the brush contains horse hair and Tampico (the root of the Agave cactus), a durable blend to clean your fireplace.

The shovel has a blade that is wide and deep enough to easily empty the ashes without spilling any on the floor.

Classique (walnut)

## Blow Poker

Louise's favourite product, the blow poker can be used not only to poke and manage the fire, but also in place of a bellow. Simply blow into the brass mouthpiece at the end to get the fire going.



Classique (beech)




### Available in:

- Cinq
- Classique (beech & walnut)
- Lichen
- Noir
- Paris

### Dimensions

See page 16





# EMMA WALL

This is an alternative to our Emma Companion Set, where the tools can be hung on the wall. The set contains three hooks, along with matching Blow Poker, Shovel and Brush. Each set is beautiful and highly functional, with the choice to either discretely store or proudly display your tools.

**Available in**  
 Cinq  
 Classique (beech & walnut)  
 Lichen  
 Noir  
 Paris

**Wall Hook**  
 22 x 8.5 x 3 cm  
 0.25 kg

**Blow Poker**  
 62 x 6 x 4 cm  
 0.5 kg

**Brush**  
 29 x 11 x 5 cm  
 0.3 kg

**Shovel**  
 33 x 16 x 6.5 cm  
 0.5 kg



Lichen





Noir



Havane

## EMMA BASKET

The basket is designed for stylish firewood storage but is truly multi-purpose. The basket can be used to store anything in your home – towels, magazines, toys, even plants. When it comes to storing wood, the straight side lines allow you to fill the basket with more logs than you might imagine and the solid design means that all of the small bits of bark remain inside. It is quite heavy and isn't designed to be used for collecting or carrying wood. But we think it is too beautiful and elegant for that purpose anyway. The handle is for moving the basket around the fireplace. The weight is due to its very good quality steel body, ensuring its shape lasts over time.

### Available in

Blanc  
Classique  
Forêt  
Havane  
Lichen  
Naturel  
Noir  
Paris

### Dimensions

W: 43 cm  
D: 41 cm  
H: 49 cm

### Weight

7.3 kg



Paris





Blanc



Lichen

## EMMA LANTERN

The idea behind this elegant lantern was born one summer's evening, as Eldvarm founder Louise sat with friends by the outdoor fireplace in her family's summerhouse in southern Sweden. One friend, who loved our basket Emma, was convinced that the same shape could also be utilised for a lantern. Although it was designed to be used with a candle, our lantern can also be used as a flower or plant pot (keep the outer pot and don't fill with water above the lower edge of the leather) or a small bowl if you remove the glass. We love to mix and match the colours.



### Available in

Blanc  
Forêt  
Havane  
Lichen  
Naturel  
Noir  
Paris

### Dimensions

W: 16 cm  
D: 17 cm  
H: 23 cm

### Weight

1.2 kg



# EMMA SCREEN

Elegance and utility go hand in hand with this classic freestanding fireplace screen. Perfect for keeping in jumping sparks and hot embers, you can enjoy the charm of your open fire without any of the drawbacks. We were also mindful that a fireplace isn't always lit, so we designed a screen that is beautiful without demanding attention, with or without a fire flickering behind it. When the fireplace is empty, it adds charm to a room with its elegant curves and very Scandinavian design expression.



**Available in**  
Classique 70  
Classique 95  
Noir 70  
Noir 95  
Paris 70  
Paris 95

**Dimensions 70**  
W: 71 cm  
D: 7 cm  
H: 52 cm

**Weight 70**  
5.7 kg

**Dimensions 95**  
W: 95 cm  
D: 10.5 cm  
H: 65 cm

**Weight 95**  
9.2 kg







Blanc

Classique

## NINNE BENCH

Our first piece of furniture, this bench is named after Louise's grandmother Ninne who was a huge inspiration to her growing up. The bench was conceived for wood, as an alternative to vertical wood storage. Like many of our other products, we wanted to design a product that looks beautiful on its own, regardless of whether it's completely empty or filled with wood. We ended up with an incredibly versatile product that can store anything you like, not just logs, and it can also be used as seating for two people.

### Available in

Blanc  
Classique  
Lichen  
Noir  
Paris

### Dimensions

W: 94 cm  
D: 41 cm  
H: 49 cm

### Weight

27.5 kg



Blanc





# NINNE BENCH

## Outdoor

As of 2020, the Ninne Bench is also available for outdoor usage. The steel on the outdoor version used has been galvanised so it can withstand the harshest of climates.



**Available in**  
Blanc  
Classique  
Lichen  
Noir  
Paris

**Dimensions**  
W: 94 cm  
D: 41 cm  
H: 49 cm

**Weight**  
27.5 kg




COLOUR  
SERIES







*Blanc*




**PRODUCTS**

- EMMA:  
Basket / Companion Set / Lantern
- NINNE:  
Bench / Bench Outdoor







**Metal**  
Stainless Steel

**Wood**  
Oiled walnut

**Details**  
Brass

## PRODUCTS

EMMA:  
Companion Set / Tools / Wall



*Cinq*





**Metal**  
"Classique"

**Wood**  
Walnut

**Details**  
Brass

**PRODUCTS**

EMMA:  
Companion Set / Tools / Wall / Screen  
NINNE:  
Bench / Bench Outdoor



*Classique*







<b>Metal</b> "Forêt"	<b>Leather</b> "Forêt"
<b>Wood</b> Walnut	<b>Details</b> Brass

**PRODUCTS**

EMMA:  
Basket / Companion set / Lantern







*Havane*



<b>Metal</b> "Classique"	<b>Leather</b> "Havane"
<b>Wood</b> Walnut	<b>Details</b> Brass

**PRODUCTS**

EMMA:  
Basket / Companion set / Lantern







<b>Metal</b> "Lichen"	<b>Leather</b> "Naturel"
<b>Wood</b> Beech	<b>Details</b> Brass

**PRODUCTS**

- EMMA:  
Basket / Companion set / Lantern /  
Tools / Wall
- NINNE:  
Bench / Bench - Outdoor







*Naturel*

<b>Metal</b> "Classique"	<b>Leather</b> "Naturel"
<b>Wood</b> Beech	<b>Details</b> Brass

**PRODUCTS**

EMMA:  
Basket / Companion set / Lantern







*Noir*

<b>Metal</b> "Noir"	<b>Leather</b> "Noir"
<b>Wood</b> "Noir"	<b>Details</b> "Noir"

**PRODUCTS**

EMMA:

Basket / Companion set / Lantern /  
Screen / Tools / Wall

NINNE:

Bench / Bench Outdoor

(The bench is standard with brass screws, but  
can be ordered with black)







Paris

<b>Metal</b> "Paris"	<b>Leather</b> "Ellie"
<b>Wood</b> Walnut	<b>Details</b> Brass

**PRODUCTS**




















- EMMA:  
Basket / Companion set / Lantern /  
Tools / Wall
- NINNE:  
Bench / Bench - Outdoor







# COLOUR CHART

Metal - Main parts	Leather	Wood	Screws & details
 "Blanc" - cream white, powder coated steel	 "Naturel" - beige, vegetable tanned leather*	 Beech - from sustainable forests in France*	 Solid brass - brushed
 "Lichen" - light green grey, powder coated steel	 "Havane" - brown red, vegetable tanned leather*	 Walnut - from sustainable forests in North America*	 "Noir" - black anodised aluminium
 "Forêt" - British racing green, powder coated steel	 "Forêt" - British racing green, vegetable tanned leather*	 Oiled walnut (grapeseed oil) - from sustainable forests in North America*	 Stainless steel - brushed
 "Paris" - medium grey, powder coated steel	 "Ellie" - warm grey, vegetable tanned leather*	 "Noir" - black stained beech from sustainable forests in France	
 "Classique" - dark warm grey, powder coated steel	 "Noir" - charcoal black, vegetable tanned leather*		
 "Noir" - charcoal black, powder coated steel			
 Stainless steel - brushed			

\* Please note that the materials/colours shown here may vary slightly in appearance to the ones delivered, as they are natural products. Also the catalogue may not be printed in the exact tone of the metal colours. If you want more exact colour codes, please contact us.



# OUR PURPOSE

*At Eldvarm, we believe that there is a special magic that happens when people experience meaningful connections. We want to contribute to a kinder, more loving world by nurturing these moments of belonging.*

Having a strong social connection to our tribe has been fundamental for survival since the beginning of humankind. One of the most powerful tools to create these bonds was storytelling, and our ancestors would meet up by the fire every night to do just that. Today, meeting by the fire may be more of a metaphor, and our physical survival may no longer depend on it, but our longing for deep social connections is as strong as it has ever been.

Much like our ancient ancestors, the Eldvarm story was born around the fire. Now we are expanding our horizons to create a platform for ideas that explore human interconnectedness, with meeting by the fire as the unifying theme.

We aspire to create beautiful collectibles, each having its own story to tell. Our hope is that by sharing these stories we can provide a spark of connection for somebody else. We love the idea that these little sparks can be passed on and cultivated to become something bigger, or simply provide a fleeting moment of beauty.







ELDVARM

*Keep the sparks flying*

*Keep the conversation flowing*

*Keep the ideas growing*

*Keep the fire going*